

UC Display column_W6

Height-adjustable and multifunctional



The W6 – a modular system

W6 modular system patent protected

+ Base module

size **M** for 50"- 65" and **L** für 70"- 80"




Includes height-variable mounting surface for display mounting and front panel (each available in 3 heights: 80, 90, 100 cm)

+ Bezel plate

for size **M** and **L**

Universal, without cut-out, in 3 heights (10, 20 30 cm)



Especially for common USB cameras as well as VC soundbars, uniform height 20 cm - e.g.:



for Fohhn Hybrid One

* each with a precise cut-out and mounting device.

+ Accessories

for size **M** and **L**



L-foot

T-foot



Dual-display (can only be used with wall attachment!)

Weiteres Zubehör siehe Preisliste


+ Add-on tables

for size **M**




... for up to 3 people, sitting height

... for up to 3 people, sitting height



... for up to 5 people, sitting height


... for up to 5 people, sitting height



size **M**, front panel 80 cm



size **L**, front panel 90 cm, bezel plate 20 cm



size **M²**, front panel 100 cm, bezel plate 20 cm

size **M** with add-on-table, front plate 70 cm, bezel plate 20 cm





Representative and sustainably variable

The modular concept of the UC Display column_W6 offers exceptional flexibility due to its wide range of variations. Especially impressive is its compatibility with the market-leading UC soundbars.

With its timeless design and noticeable quality, the W6 gives every room a special charisma.

Unmistakably Holzmedia – MADE IN GERMANY.

Height-variable integration of displays,
 UC systems and VC cameras etc.
 Free-standing, can be positioned as needed*



Easy height adjustment

The mounting surface for display mounts, which is screwed onto a height-variable 10 cm grid, allows different display heights – for a display bottom edge of 80 cm to 120 cm height. Can be changed easily at any time.

The integration of UC bars or USB cameras is possible in the bezel plate below the display or by means of a bracket (accessory) above the display. These systems can also be easily exchanged at any time.



Flexible positioning

The W6 base module ensures the load transfer of the display. A simple wall attachment is sufficient - even on lightweight walls without complex wall reinforcement!

An L-foot, for example in front of a glass wall, makes a wall attachment unnecessary. A T-foot allows for free-standing positioning anywhere in the room.*



* with a dual-display, the free-standing option with L/T foot is not available!

Compact solutions e.g. for huddle rooms



W6 Add-on tables

These tables in a light trapezoid shape are the ideal complement to the W6 for small meeting rooms and (VC) meetings with 2-5 people.

Whether smaller or larger, in standing or sitting height, black or white – the W6 modular kit covers all options.



Highly functional down to the last detail



The panels are easily mounted onto the base module with a magnetic mechanism. There is sufficient storage space behind the panels for technology integration and cable routing.

The base module as well as the front panel and bezel plates are made of MDF and finished with high-quality textured lacquer in arctic-white or lava-black.

For free-standing positioning with the optional foot, the W6 comes with a finished rear panel.

Whether wall-mounted or freestanding – the W6 impresses with its slim silhouette and the resulting small footprint, especially in depth.




Elegant design: The table tops impress with their undercut edge and precisely fitting joints.

The installation of a frame-guided connection panel is possible using the universal panel.

Optimal integration of VC soundbars by means of suitable bezel plates and mounting devices: whether flush-mounted (e.g. Bose VB1) or protruding (e.g. POLY Studio with overhead microphones) - the installation is easy and always visually and functionally perfect.

For small and medium-sized meeting rooms
Flexible use and easy to modify



For all types of rooms

Whether lounge, huddle room or traditional meeting room. For meetings sitting down or standing up. Wall-mounted or free-standing: the W6 modular system leaves all options open, as positioning and height can be chosen freely.

For all types of work-flow

The modular concept creates numerous options for the integration of media technology as well as established UC and VC systems, which can be changed at any time.

Small:

- ① Meeting point
with adjustable high table
- ② Meeting lounge
with lounge chairs and table
- ③ Huddle room, standing height
with connected table
- ④ Huddle room, sitting height
with connected table

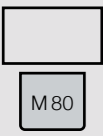
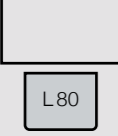
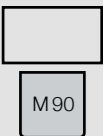
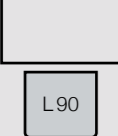
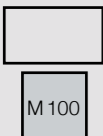
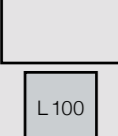
Medium-size:

- ⑤ Meeting room, standing height
with adjustable table for 4 - 5 persons
- ⑥ Meeting room, sitting height
with adjustable table for 4 - 5 persons
- ⑦ VC meeting room
square with triangular meeting table C12
for 6 persons
- ⑧ VC meeting room with Dual Display
elongated with trapezoidal meeting table
for 7 persons

The W6 modular system














in 2 sizes: M for 50"-65", L for 70"-80" Displays



Module	Type / Design Dimensions (W x D x H)	Cabinet inside Dimensions (W x H)	Display integration
Base module W6 M/L including front cover, available in three heights (cm)	Body with front cover and height-adjustable surface for display mount in arctic white		Display mounting with standard mounts
 M80	Furniture, outside: M: 850 x 150 x 1430-1830 mm L: 950 x 180 x 1650-1950 mm	Space for technical components: 650 x 115 x 760 mm 750 x 140 x 760 mm	M: for 50"- 65" Displays max. display weight: 40 kg max. display width: 1600 mm recomm. display depth (incl. mount): 95-115 mm
 L80			
 M90	Furniture, outside: M: 850 x 150 x 1430-1830 mm L: 950 x 180 x 1650-1950 mm	Space for technical components: 650 x 115 x 860 mm 750 x 140 x 860 mm	space for display mount (W x H): 645 x 580 mm L: for 70"- 80" Displays max. display weight: 60 kg max. display width: 1900 mm
 L90			
 M100	Furniture, outside: M: 850 x 150 x 1430-1830 mm L: 950 x 180 x 1650-1950 mm	Space for technical components: 650 x 115 x 960 mm 750 x 140 x 960 mm	recomm. display depth (incl. mount): 120-130 mm space for display mount (W x H): 740 x 620 mm
 L100			

Bezel plates W6

width **M:** 85 cm – **L:** 95 cm

Universal without cut-out in three heights: 10, 20, 30 cm			
Customized for most popular VC soundbars and USB cameras – height 20 cm	Huddly IQ 	POLY X30 	Aver VB 342 
	POLY Studio 	Bose VB1 	POLY X50 (only size L) 
	Jabra Panacast 50 	Lenovo Think Smart 	Cisco Roomkit (only size L) 
	Fohhn Hybrid-1 		For complete selection see price list

Accessories:

L-Foot, for free positioning on a wall
T-Foot, for free positioning in a room

M: 740 x 305 mm (W x D)
M: 740 x 410 mm (W x D)

L: 840 x 335 mm (W x D)
L: 840 x 460 mm (W x D)

VC camera mount (for both sizes)

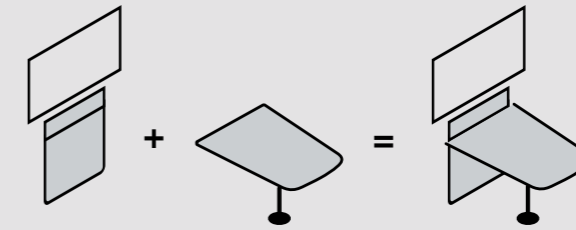
Dual display board M² for 2 x 50"- 65" displays
Dual display board L² for 2 x 70"- 80" displays

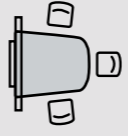
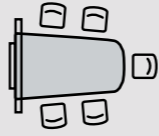
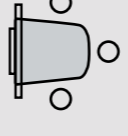
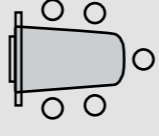
2200 x 610 mm (W x H)
2600 x 670 mm (W x H)

(Dual-display boards can only be used with wall attachment)

W6 add-on tables

for W6 modules in size M



Module	Surface/Color External dimensions (W x D x H)	Display integration
Add-on tables in sitting height (74 cm) to be combined with Base module W6M , with front panel 70 cm (only for add-on tables in sitting height – please mention when ordering)	Trapezium shape with rounded edges Melamin white, straight edge, or Fenix white, chamfered edge, or Fenix black, chamfered edge	Display mounting using standard mounts
W6 Add-on table 110 (for up to 3 people) 	1180 x 800/1030 x 25 mm Table leg with base plate, powder coated, black Height of table: 740 mm	for 50"- 65" displays max. display weight: 40 kg max. display width: 1600 mm recomm. display depth (incl. mount): 95-115 mm space for display mount (W x H): 645 x 580 mm
W6 Add-on table 160 (for up to 5 people) 	1680 x 800/1030 x 25 mm Table leg with base plate, powder coated, black Height of table: 740 mm	
Add-on tables in standing height (105 cm) to be combined with Base module W6M , with front panel 100 cm (please mention when ordering)	Trapezium shape with rounded edges Melamin white, straight edge, or Fenix white, chamfered edge, or Fenix black, chamfered edge	Display mounting using standard mounts
W6 Add-on table 110 (for up to 3 people) 	1180 x 800/1030 x 25 mm Table leg with base plate, powder coated, black Height of table: 1050 mm	for 50"- 65" displays max. display weight: 40 kg max. display width: 1600 mm recomm. display depth (incl. mount): 95-115 mm space for display mount (W x H): 645 x 580 mm
W6 Add-on table 160 (for up to 5 people) 	1680 x 800/1030 x 25 mm Table leg with base plate, powder coated, black Height of table: 1050 mm	

Any M-size bezel plate can be used above the table top (see left-hand page)
L and T-feet can also be used in combination with the W6 add-on tables



Holzmedia GmbH
Neue Straße 10 · 71576 Burgstetten · Germany
Phone +49 7191 3447-0
Showroom: Rathausstr. 61 · 71576 Burgstetten
info@holzmedia.de · www.holzmedia.de

