

Media column\_W8  
Versatile and effective



Universal. Flexible. Representative.



The Media column W8 combines optimum functionality with elegant design and so adds a representative touch to any room. It is thought out to the last detail and of excellent quality.

Unmistakably Holzmedia – MADE IN GERMANY.

The W8 provides perfect conditions for rooms that, besides modern presentation technology, also need to be equipped for videoconferencing.

The mobile version is perfect for flexible use, even in various conference and meeting rooms. As it comes equipped with a rear panel it can also be placed in front of glass walls or windows.



# Convincing down to the last detail



Body W8 mobile




W8 mobile comes with rear panel



Static load transfer goes to the ground, wall fixing necessary to prevent tipping.



Room for media technology



Passive ventilation of furniture body



Wooden surface for display mounting with screw-on mount



Ready for the integration of VC system

## Versatile and individual

The W8 is available as a wall-mounted version as well as mobile with base plate. It can be used with single or double display solutions of all current sizes. The body offers plenty of room for technology integration, which can be freely positioned and easily installed thanks to the wooden surfaces.

The W8 also shows flexibility concerning the camera position for videoconferencing: the camera can be mounted above or below the display. The column is available in black or white – and, on demand, in nearly any other colour, for a perfect fit with your rooms.

## Simple and thought out

The media column\_W8, like all Elements furniture from Holzmedia, has been developed and built with our specialist experience and love for detail. To make technology integration as simple as possible it comes with

- passively ventilated storage space for technology and external speakers

- perfect preparation for the integration of professional videoconference systems
- easy display mounting and positioning using standard screw-on mount
- optimum accessibility for technology maintenance

# The perfect solution for every need

**W8 M** for 55" to 65" displays

**W8 L** for 70" to 80" displays

**W8 XL** for 84" to 98" displays

**W8 M<sup>2</sup>** for 2 x 55" to 65" displays

**W8 L<sup>2</sup>** for 2 x 70" to 80" displays

**W8 XL<sup>2</sup>** for 2 x 84" to 98" displays

## Wall-mounted



## Mobile with base plate



## Options



- ① Door lock
- ② Shelves for technology cabinet
- ③ Cable holder (for mobile version)

**The Media column\_W8 is available in three sizes for all common display dimensions:**  
**M/M<sup>2</sup>** for displays from 55" - 65" □ **L/L<sup>2</sup>** for displays from 70" - 80" □ **XL/XL<sup>2</sup>** for displays from 84" - 98"  
For one or two displays, wall-mounted or mobile with base plate.

For the perfect integration of videoconference cameras

... and from VC-Soundbars



W8 M<sup>2</sup> wall-mounted with body for VC camera



W8 L mobile with custom bezel for VC soundbar



Body for VC camera below the display



... for nearly all common PTZ cameras




W8 XL<sup>2</sup> wall-mounted with custom bezel for VC soundbar



W8 XL mobile with fabric panel for speaker integration



Mount for VC camera above the display



... or below the in front of the speaker panel

**W8 M wall-mounted**

**W8 M: VC-Bars bis 62 cm Breite**

for example:

- Huddly IQ
- Bose VB-S
- POLY X30
- Neat Bar

**W8 L mobile**

**W8 L: VC-Bars bis 96 cm Breite**

for example:

- AVer VB342 pro
- Neat Bar Pro
- POLY X50
- Jabra Panacast 50
- Cisco Room Kit Plus
- Logitech Rally Bar

**W8 XL: VC-Bars bis 112 cm Breite**

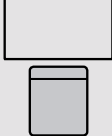
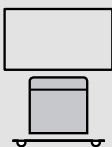
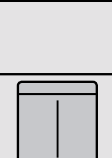

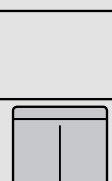

for example:

- Crestron UC-SB1-CAM

By means of custom bezel plates, the Media column\_W8 allows an optimum, mostly flush integration of VC soundbars (below the display), especially for larger systems.

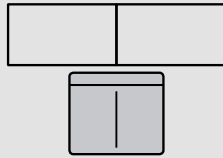
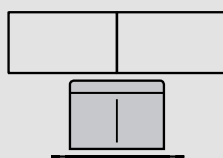
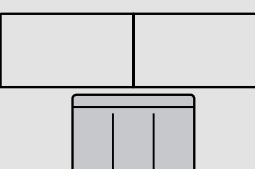
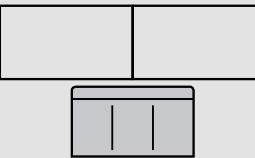
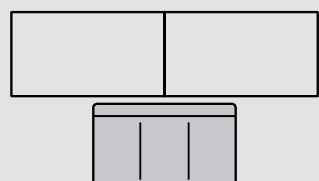
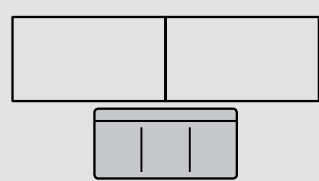


# The W8 – adapted to various surroundings and all current displays

Media furniture	Model Dimensions in mm (W x D x H)	for display size Dimensions in mm	Infos / Space for technology integration in mm (W x D x H)
	<b>W8 M</b> <b>Wall-mounted</b> 1-piece body, 1-door Entire piece, outer edges: 800 x 220 x 1750	<b>55" - 65"</b> max. width: 1600 max. weight (kg): 60 rec. depth: 80 - 100  Mounting surface for display mount: 700 x 700	Technology housing inside 650 x 180 x 800  Speaker housing inside 620 x 180 x 165
	<b>Mobile with base plate</b> 1-piece body, 1-door Entire piece, outer edges: (Baseplate): 800 (1050) x 220 (550) x 1750 (100)	<b>55" - 65"</b> max. width: 1600 max. weight (kg): 60 rec. depth: 80 - 100  Mounting surface for display mount: 700 x 700	Technology housing inside 650 x 180 x 720  Speaker housing inside 620 x 180 x 165
	<b>W8 L</b> <b>Wall-mounted</b> 1-piece body, 2-doors Entire piece, outer edges: 1140 x 250 x 1960	<b>70" - 80"</b> max. width: 1900 max. weight (kg): 80 rec. depth: 110 - 130  Mounting surface for display mount: 1040 x 760	Technology housing inside 2 x 480 x 210 x 950  Speaker housing inside 960 x 210 x 165
	<b>Mobile with base plate</b> 1-piece body, 2-doors Entire piece, outer edges: (Baseplate): 1140 (1540) x 250 (650) x 1960 (130)	<b>70" - 80"</b> max. width: 1900 max. weight (kg): 80 rec. depth: 110 - 130  Mounting surface for display mount: 1040 x 760	Technology housing inside 2 x 480 x 210 x 840  Speaker housing inside 960 x 210 x 165
	<b>W8 XL</b> <b>Wall-mounted</b> 1-piece body, 2-doors Entire piece, outer edges: 1300 x 280 x 2070	<b>84" - 98"</b> max. width: 2280 max. weight (kg): 100 rec. depth: 130 - 150  Mounting surface for display mount: 1200 x 870	Technology housing inside 2 x 560 x 240 x 950  Speaker housing inside 1120 x 240 x 165
	<b>Mobile with base plate</b> 1-piece body, 2-doors Entire piece, outer edges: (Baseplate): 1300 (1800) x 280 (700) x 2070 (150)	<b>84" - 98"</b> max. width: 2280 max. weight (kg): 100 rec. depth: 130 - 150  Mounting surface for display mount: 1200 x 870	Technology housing inside 2 x 560 x 240 x 820  Speaker housing inside 1120 x 240 x 165

\* Body and door made of  
MDF with structured varnish.  
**Colours:** arctic white  
or lava black.

\*\* Display mounting using  
standard mounts

Media furniture	Model Dimensions in mm (W x D x H)	for display size Dimensions in mm	Infos / Space for technology integration in mm (W x D x H)
	<b>W8 M²</b> <b>Wall-mounted</b> 1-piece body, 2-doors Entire piece, outer edges: 1300 x 280 x 1900	<b>55" - 65"</b> max. width: 1600 max. weight (kg): 60 rec. depth: 80 - 100  Mounting surface for display mount: 2200 x 650	Technology housing inside 2 x 560 x 240 x 950  Speaker housing inside 1120 x 240 x 165
	<b>Mobile with base plate</b> 1-piece body, 2-doors Entire piece, outer edges: (Baseplate): 1300 (1800) x 280 (700) x 1900 (150)	<b>55" - 65"</b> max. width: 1600 max. weight (kg): 60 rec. depth: 80 - 100  Mounting surface for display mount: 2200 x 650	Technology housing inside 2 x 560 x 240 x 820  Speaker housing inside 1120 x 240 x 165
	<b>W8 L²</b> <b>Wall-mounted</b> 1-piece body, 3-doors Entire piece, outer edges: 1650 x 310 x 1960	<b>70" - 80"</b> max. width: 1900 max. weight (kg): 80 rec. depth: 110 - 130  Mounting surface for display mount: 2850 x 710	Technology housing inside 2 x 450 x 270 x 950 1 x 520 x 270 x 950  Speaker housing inside 2 x 430 x 270 x 165
	<b>Mobile with base plate</b> 1-piece body, 3-doors Entire piece, outer edges: (Baseplate): 1650 (2150) x 310 (700) x 1960 (150)	<b>70" - 80"</b> max. width: 1900 max. weight (kg): 80 rec. depth: 110 - 130  Mounting surface for display mount: 2850 x 710	Technology housing inside 2 x 450 x 270 x 820 1 x 520 x 270 x 820  Speaker housing inside 2 x 430 x 270 x 165
	<b>W8 XL²</b> <b>Wall-mounted</b> 1-piece body, 3-doors Entire piece, outer edges: 1950 x 310 x 2070	<b>84" - 98"</b> max. width: 2280 max. weight (kg): 100 rec. depth: 130 - 150  Mounting surface for display mount: 3400 x 820	Technology housing inside 2 x 550 x 270 x 950 1 x 610 x 270 x 950  Speaker housing inside 2 x 520 x 270 x 165
	<b>Mobile with base plate</b> 1-piece body, 3-doors Entire piece, outer edges: (Baseplate): 1950 (2450) x 310 (750) x 2070 (150)	<b>84" - 98"</b> max. width: 2280 max. weight (kg): 100 rec. depth: 130 - 150  Mounting surface for display mount: 3400 x 820	Technology housing inside 2 x 550 x 270 x 820 1 x 610 x 270 x 820  Speaker housing inside 2 x 520 x 270 x 165

\* Body and door made of  
MDF with structured varnish.  
**Colours:** arctic white  
or lava black.

\*\* Display mounting using  
standard mounts



W8 L mobile with 75" display  
in lava black