

Media furniture_S1.

Intended for interactive collaboration



Ergonomic. Innovative. Representative.

The Media furniture S1 impresses with its bold lines and lends a classy touch to your rooms. It is well thought-out to the last detail and of the finest quality. Unmistakably Holzmedia – MADE IN GERMANY

In combination with an interactive display the S1 has the potential to profoundly change your meeting culture.

This **height-adjustable furniture** is specially developed for ergonomic and dynamic group work with a large touch-display – perfect for forward-thinking people.



Perfect for a dynamic work-flow

... with thoroughly thought-out furniture



S1-Mobile-Body
(here with display mount)



The S1 Mobile comes
with a rear panel



Static load transfer goes to the ground,
wall fixing necessary to prevent tipping.



Room for media technology



Passive ventilation of the body



Buttons for height adjustment



Base plate with protected edges

Ergonomic and safe

The S1 is designed to meet the needs of young, innovative teams, who work together dynamically directly on the touch-display.

It can be adjusted to the ergonomically correct height for different people thanks to its patented electrically powered height adjustment.

Another detail is the **freedom of movement for people standing directly in front of the display.**

The base plate of the mobile version has a cut-out for people's feet. The wall-mounted version is characterized by its flatness. This allows for a **comfortable work flow without stumbling or contortions.**

High-grade and functional

- All round excellent furniture design and finest craftsmanship
- Plenty of space in the body, with easy access for effortless technology integration
- Perfectly hidden cable routing with large cable openings
- Passive ventilation of the technology housing for integrating heat-producing components
- Easy and flexible attachment of display mount and technology components on or inside the wooden body
- Easy access for technology maintenance

The perfect solution for every need

S1 M for 55"-65" displays

S1 L for 70"-80" displays

S1 XL for 84"-98" displays

Wall-mounted



Mobile with base plate



The S1

Available in three sizes – **M, L, XL** – for all standard display sizes.

Wall-mounted or mobile with base plate.





Body and door made of MDF with structured varnish. Colours: arctic white or lava black.

Perfect for interactive displays such as

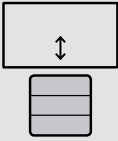
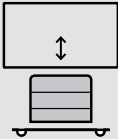
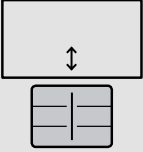
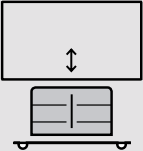
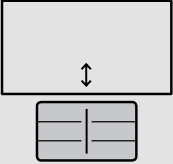
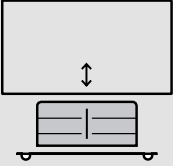


Optionen:

- ① Door lock
- ② Shelf for technology housing
- ③ Door with speaker cover and shelves for external speakers
- ④ Cable roll holder (for the mobile version)



Compatible with varying requirements and all current display types

Media furniture	Model Dimensions (W x D x H)	for display size	Infos / Space for technology integration (W x D x H)
 <p>S1 M</p>	<p>Wall-mounted</p> <p>1-piece body, 1-door</p> <p>Entire piece, outer edges: 800 x 310 x 1630 mm</p>	<p>55" - 65"</p> <p>max. width: 1650 mm max. weight: 60 kg rec. depth: 110 - 150 mm</p> <p>Mounting surface for display mount: 620 x 650 mm</p>	<p>Technology housing inside 650 x 170/270 x 750 mm</p> <p>Display mounting using standard mounts</p> <p>Display, lower edge: 87 cm Height adjustment 34 cm</p>
	<p>Mobile with base plate</p> <p>1-piece body, 1-door</p> <p>Entire piece, outer edges: 800/1240 x 650/310 x 1630 mm</p> <p>Base plate: 1240 x 650 x 120 mm</p>	<p>55" - 65"</p> <p>max. width: 1650 mm max. weight: 60 kg rec. depth: 110 - 150 mm</p> <p>Mounting surface for display mount: 620 x 650 mm</p>	<p>Technology housing inside 650 x 170/270 x 650 mm</p> <p>Display mounting using standard mounts</p> <p>Display, lower edge: 87 cm Height adjustment 34 cm</p>
 <p>S1 L</p>	<p>Wall-mounted</p> <p>1-piece body, 2-doors</p> <p>Entire piece, outer edges: 1060 x 320 x 1740 mm</p>	<p>70" - 80"</p> <p>max. width: 1900 mm max. weight: 100 kg rec. depth: 120 - 160 mm</p> <p>Mounting surface for display mount: 870 x 700 mm</p>	<p>Technology housing inside 2 x 444 x 180/280 x 745 mm</p> <p>Display mounting using standard mounts</p> <p>Display, lower edge: 84 cm Height adjustment 39 cm</p>
	<p>Mobile with base plate</p> <p>1-piece body, 2-doors</p> <p>Entire piece, outer edges: 1060/1500 x 320/700 x 1738 mm</p> <p>Base plate: 1500 x 700 x 150 mm</p>	<p>70" - 80"</p> <p>max. width: 1900 mm max. weight: 100 kg rec. depth: 120 - 160 mm</p> <p>Mounting surface for display mount: 870 x 700 mm</p>	<p>Technology housing inside 2 x 444 x 180/280 x 610 mm</p> <p>Display mounting using standard mounts</p> <p>Display, lower edge: 84 cm Height adjustment 39 cm</p>
 <p>S1 XL</p>	<p>Wall-mounted</p> <p>1-piece body, 2-doors</p> <p>Entire piece, outer edges: 1310 x 330 x 1800 mm</p>	<p>84" - 98"</p> <p>max. width: 2210 mm max. weight: 130 kg rec. depth: 130 - 180 mm</p> <p>Mounting surface for display mount: 1060 x 690 mm</p>	<p>Technology housing inside 2 x 570 x 190/290 x 710 mm</p> <p>Display mounting using standard mounts</p> <p>Display, lower edge: 82 cm Height adjustment 44 cm</p>
	<p>Mobile with base plate</p> <p>1-piece body, 2-doors</p> <p>Entire piece, outer edges: 1310/1800 x 330/750 x 1800 mm</p> <p>Base plate: 1800 x 750 x 150 mm</p>	<p>84" - 98"</p> <p>max. width: 2210 mm max. weight: 130 kg rec. depth: 130 - 180 mm</p> <p>Mounting surface for display mount: 1060 x 690 mm</p>	<p>Technology housing inside 2 x 570 x 190/290 x 580 mm</p> <p>Display mounting using standard mounts</p> <p>Display, lower edge: 82 cm Height adjustment 44 cm</p>